

# Constant Current LED Power Supply Phasecut Dimmable



## Product description:

This type of power supply is an exclusively designed stabilized power supply for LED lamp. With constant current (CC) technology, it is suitable for constant current lamps (500/600/700/800/900/1050mA) connected in a series.

The output current of the converter could be dimmed between 10%-100% by trailing or leading edge dimmers. The built-in protection circuit will shut down the converter in case of such faults as: open circuit, short circuit, over load, over temperature. The power supply will restart automatically after fault correction.

## Standards:

EN61347-1  
EN61347-2-13  
EN61547  
EN55015  
EN61000-3-2  
EN61000-3-3  
EN62384  
EN62493

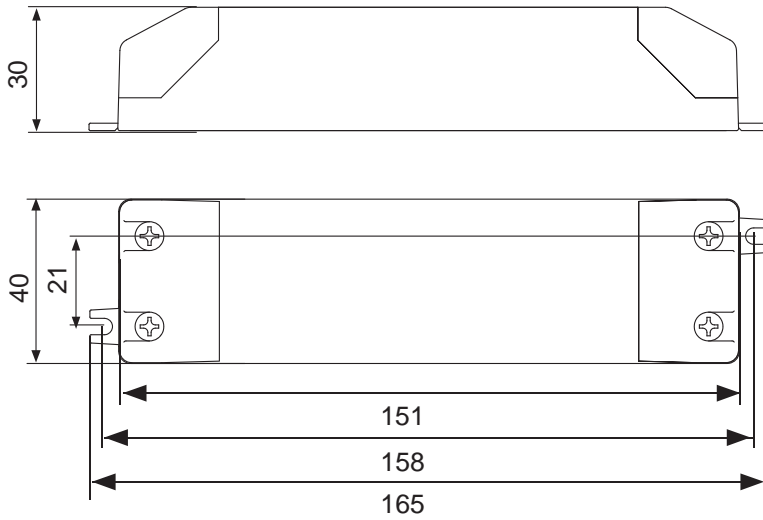
## Characteristics:

- Independent dimmable power supply for constant current LED lamp
- Class II protection against electric shock from direct and indirect contact
- Used for lighting equipment in protection class I and II.
- The output current could be dimmed between 10%-100% by trailing edge or leading edge dimmers  
Ripple free constant output current
- High compatible for different dimmers
- Quiet design, working noise is less than 30dB
- Open circuit, short circuit, over load and over temperature protection
- Auto restart after fault conditions removal
- 5 years warranty

## Specifications :

Model	SLD30-500IL-Es	SLD30-600IL-Es	SLD30-700IL-Es	SLD40-700IL-Es	SLD40-800IL-Es	SLD40-900IL-Es	SLD40-1050IL-Es
Output	turn on time(S)	≤0.5	≤0.5	≤0.5	≤0.5	≤0.5	≤0.5
	output current(mA)	500	600	700	700	800	1050
	output current tolerance <sup>①</sup>	+/-5%	+/-5%	+/-5%	+/-5%	+/-5%	+/-5%
	ripple current(<200Hz)	≤3%	≤3%	≤3%	≤3%	≤3%	≤3%
	working voltage range(V)	30-60	25-50	22-44	30-55	25-50	22-44
	Max. output voltage(V)	72	63	50	63	63	50
	dimming interface	Leading or Trailing Edge					
	dimming range	10-100%					
Input	rated supply voltage(Vac)	220-240	220-240	220-240	220-240	220-240	220-240
	voltage range(Vac)	198-264	198-264	198-264	198-264	198-264	198-264
	line frequency(Hz)	50/60	50/60	50/60	50/60	50/60	50/60
	input current(mA)	160	160	160	210	210	210
	efficiency <sup>②</sup>	86%	86%	85%	87%	87%	86%
	power factor <sup>②</sup>	0.9	0.9	0.9	0.95	0.95	0.9
	inrush current(Ipk)	19A/2uS	19A/2uS	19A/2uS	19A/2uS	19A/2uS	19A/2uS
Protection	over voltage protection	320Vac, 1 hour					
	short circuit protection	In case of a short circuit on the secondary side, the ECG will switch off					
	over temperature protection	ECG switches off if the temperature reaches a certain degree					
	automatic restart	ECG works in pulsed light output mode					
	over load protection	After elimination of the fault condition the ECG will recover automatically					
	surge capacity	L-N:1KV					
Ambient and Life	Ta(°C)	-20...40					
	Tc max. (°C)	75					80
	Storage Temperature(°C)	-30...80					
	ambient humidity range	5%...85%RH, Not condensing					
	nominal life-time(hrs)	50'000@Tc=75 C					
Other	weight(g)	220					
	dimensions (LxWxH)(mm)	165x40x30					
	casing material	Plastic					
	housing colour	Grey+Blue					
	type of protection	IP20					
	protection class	CLASS II					
Note	<p>1.Tolerance : includes set up tolerance, line regulation and load regulation.</p> <p>2.Tested at full load,230Vac.Refer to"Power Factor" and "EFFICIENT"curve graphs.</p> <p>3.All parameters NOT specially mentioned are measured at nominal voltage input, rated load, 25 of ambient temperature and no dimmer.</p> <p>4.The power supply is considered as a component that will be operated in combination with final equipment. Since EMC performance will be affected by the complete installation, the final equipment manufacturers must re-qualify EMC Directive on the complete installation again.</p>						

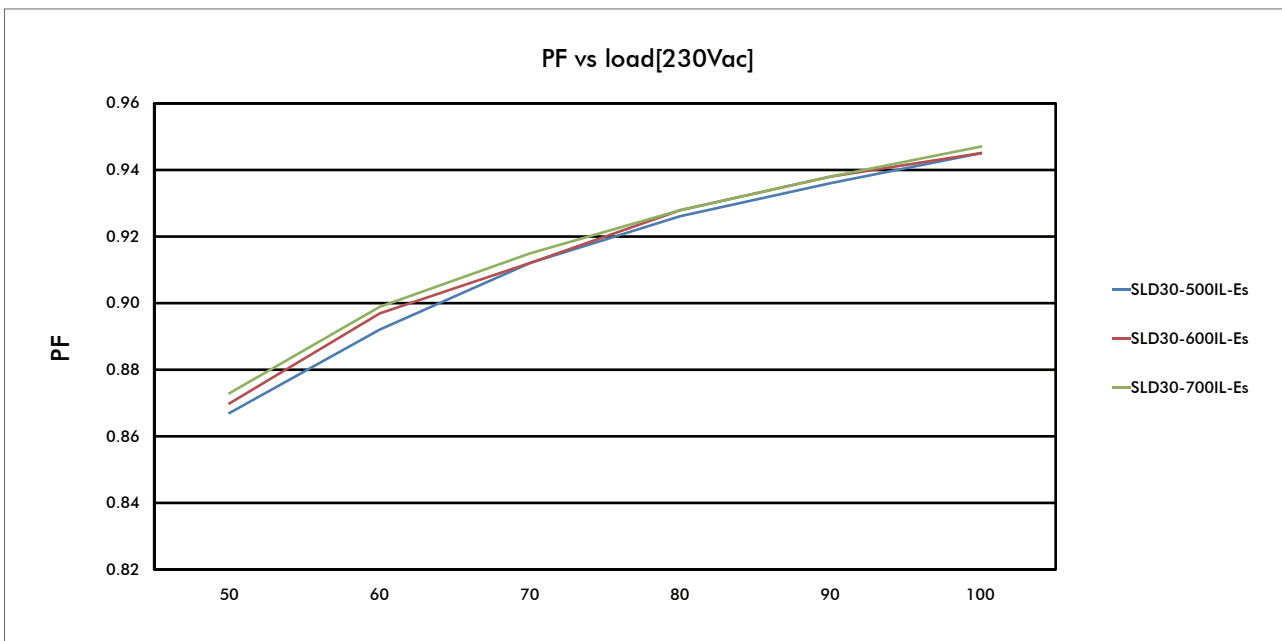
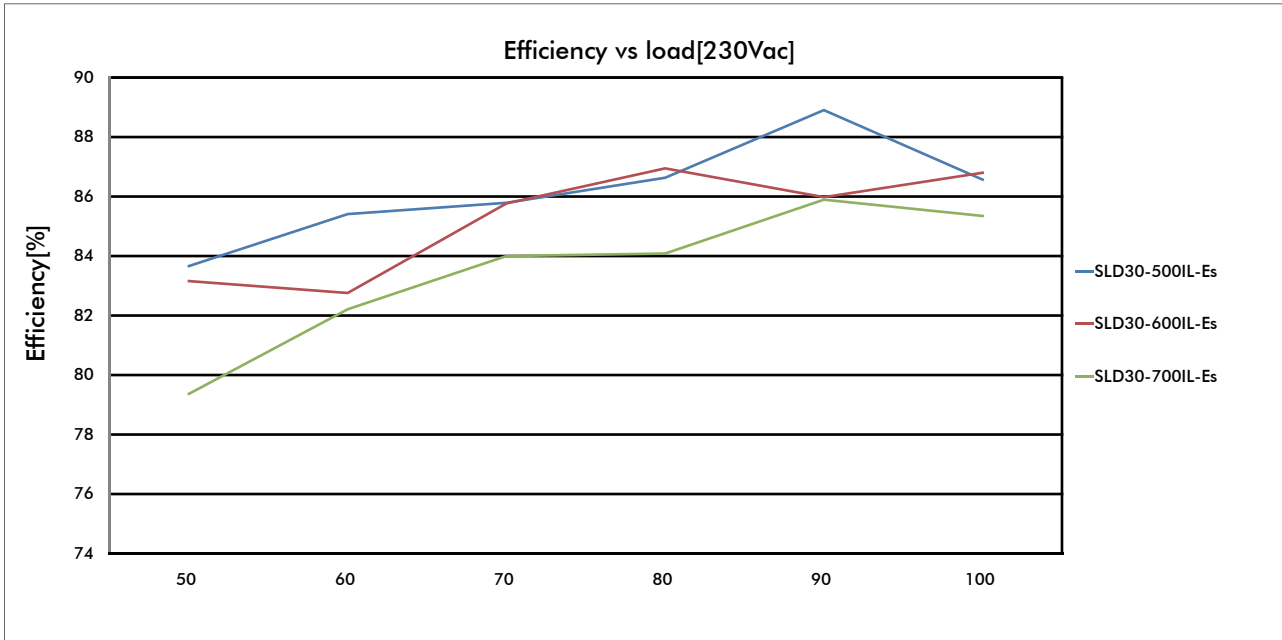
### Dimensions(mm):



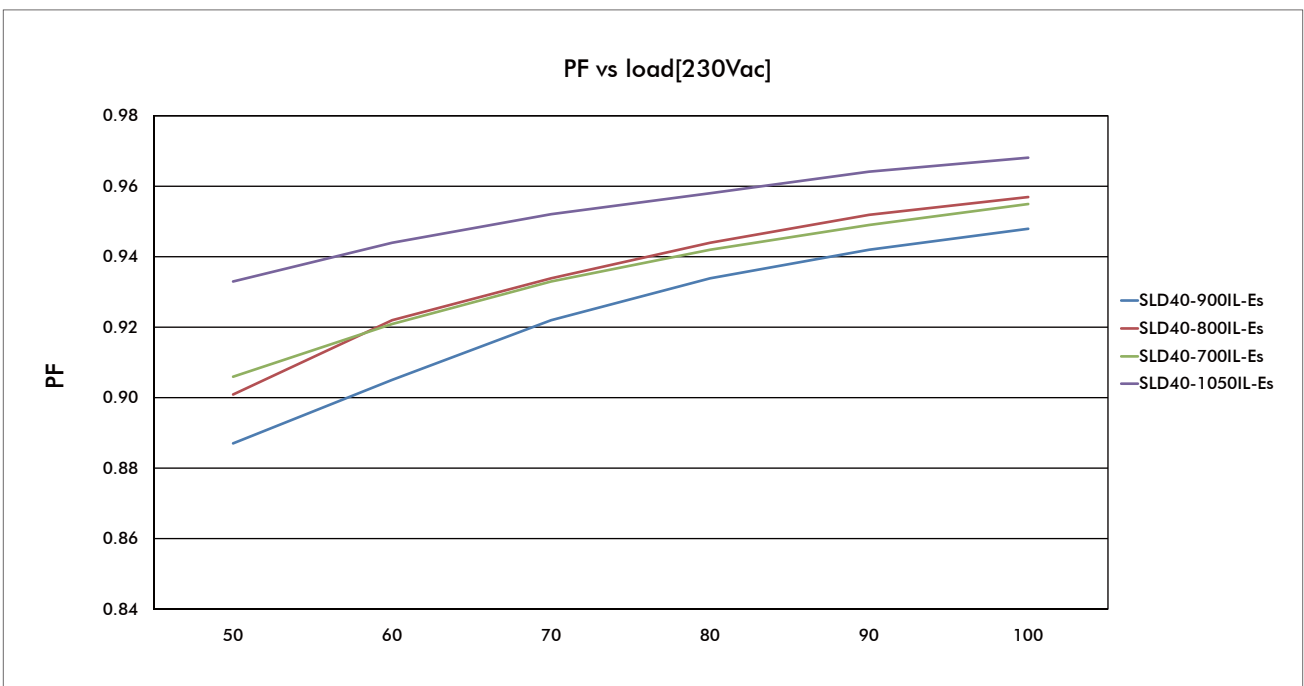
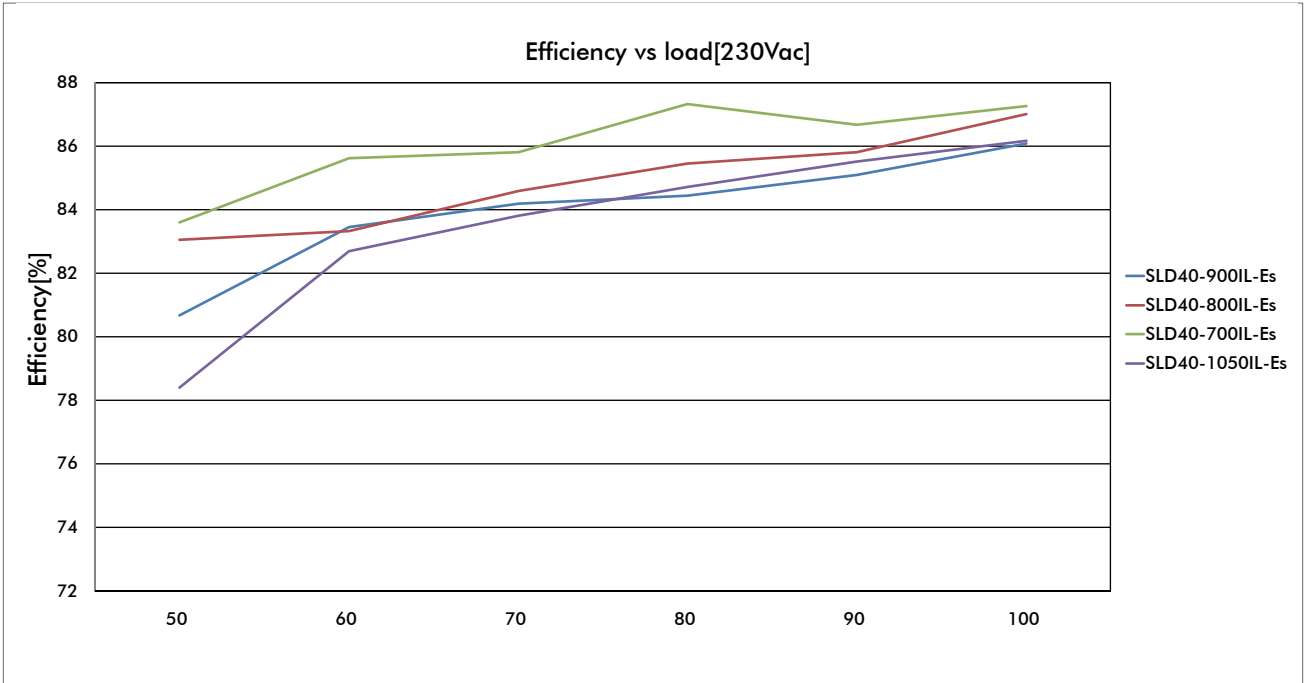
### Wiring diagram:



Electrical curves:



Electrical curves:



## Dimmer list approved by SELF:

Manufacturer	Model	Q'ty of parallel connection
Panasonic	WMS549	20
GIRA	2262 00/101	20
simon	E6	20
AcTEC	D350S	20
Legrand	Type 86 630W	20
CHINT	NEW2H 100W	5
PANASONIC	WMK549 300W	20
Legrand	752060 100-240V~150W	10
JUNG	225TDE	20
DELIXI	150series 150W	10
Philips	Type 86 300W	20
SCHNEIDER	25-400W	20
SCHNEIDER	SBD315RC	20

If flickering was observed, please contact SELF sales for possible solution

## Sales & Technical Support:

### Self Electronics Co.,Ltd.

Add: No. 1345 Ju Xian Road, Ningbo Hi Tech Park, Ningbo, China  
 Tel: 0086-574-28805765, 28805658 (For English Assistance)  
 0086-574-28805678 (For Chinese Assistance)  
 Fax: 0086-574-28805656  
 E-mail: sales@self-ecg.com  
<http://www.self-ecg.com>

### Self Electronics Co.,Ltd.,Shenzhen Office

Add: Room2007, Xinglang Xuan, Xinghe Mingju, Fuming Road, Futian District, Shenzhen  
 Tel: 0086-755-83558850, 83558851  
 Fax: 0086-755-83558840

### SELF ELECTRONICS GERMANY GMBH

Add: August-Horch-Str. 7, 51149 Koeln  
 Tel: 0049 2203 18501-0  
 Fax: 0049 2203 18501-199  
 E-mail: saleseu@self-electronics.com

\*Due to continuous improvements and innovations, specifications are subjected to change without notice.